

**ANNA UNIVERSITY, CHENNAI**  
**UNIVERSITY DEPARTMENTS**  
**REGULATIONS – 2015**  
**CHOICE BASED CREDIT SYSTEM**  
**M.E. INTERNAL COMBUSTION ENGINEERING**

**PROGRAMME EDUCATIONAL OBJECTIVES (PEOs) :**

- I. To prepare students to excel in I.C. Engineering profession.
- II. To provide students with a solid foundation in mathematical, scientific and engineering fundamentals required to solve real time problems.
- III. To train students with good scientific and engineering knowledge to develop innovative products.
- IV. To inculcate students with professional and ethical attitude, and effective communication skills with an ability to relate engineering issues for societal transformation.
- V. To train the students with academic excellence and good leadership qualities.


**PROGRAMME OUTCOMES (POs):**

On successful completion of the programme,

1. Graduates will demonstrate knowledge of mathematics, science and engineering.
2. Graduates will demonstrate ability to identify, formulate and solve engineering problems.
3. Graduates will demonstrate ability to experiment, analyze and interpret data.
4. Graduates will demonstrate ability to design a system, component, product and process as per needs and specifications.
5. Graduates will demonstrate skills to use modern engineering tools, software and equipments to analyze multidisciplinary problems.
6. Graduates will demonstrate knowledge of professional and ethical responsibilities.
7. Graduates will communicate effectively their technical knowledge.
8. Graduates will understand the impact of engineering solutions on societal transformation.
9. Graduates will develop ability for life-long learning.

## Mapping of PEOs with POs

| Programme Educational Objectives | Programme Outcomes |     |     |     |     |     |     |     |     |
|----------------------------------|--------------------|-----|-----|-----|-----|-----|-----|-----|-----|
|                                  | PO1                | PO2 | PO3 | PO4 | PO5 | PO6 | PO7 | PO8 | PO9 |
| I                                | ✓                  | ✓   |     | ✓   |     |     |     |     |     |
| II                               | ✓                  |     | ✓   |     | ✓   | ✓   |     |     |     |
| III                              |                    |     |     | ✓   | ✓   | ✓   |     |     |     |
| IV                               |                    |     |     |     |     | ✓   | ✓   | ✓   |     |
| V                                |                    | ✓   | ✓   |     |     |     |     |     | ✓   |



|        |              | <b>Course Title</b>  | <b>PO1</b> | <b>PO2</b> | <b>PO3</b> | <b>PO4</b> | <b>PO5</b> | <b>PO6</b> | <b>PO7</b> | <b>PO8</b> | <b>PO9</b> |
|--------|--------------|--|------------|------------|------------|------------|------------|------------|------------|------------|------------|
| YEAR 1 | <b>SEM 1</b> | Advanced Numerical Methods   |            |            |            |            |            |            |            |            |            |
|        |              | Advanced Thermodynamics  |            |            |            |            |            |            |            |            |            |
|        |              | Advanced Heat Transfer   |            |            |            |            |            |            |            |            |            |
|        |              | Combustion and Emission in Engines   |            |            |            |            |            |            |            |            |            |
|        |              | Alternate Fuels  |            |            |            |            |            |            |            |            |            |
|        |              | Elective I   |            |            |            |            |            |            |            |            |            |
|        |              | Internal Combustion Engines Laboratory   |            |            |            |            |            |            |            |            |            |
|        | <b>SEM 2</b> | Electronic Engine Management Systems   |            |            |            |            |            |            |            |            |            |
|        |              | Internal Combustion Engine Design  |            |            |            |            |            |            |            |            |            |
|        |              | Instrumentation for Thermal Systems  |            |            |            |            |            |            |            |            |            |
|        |              | Elective II  |            |            |            |            |            |            |            |            |            |
|        |              | Elective III   |            |            |            |            |            |            |            |            |            |
|        |              | Elective IV  |            |            |            |            |            |            |            |            |            |
|        |              | Technical Seminar<br>Analysis and Simulation Lab for Internal Combustion Engineering |            |            |            |            |            |            |            |            |            |
| YEAR 2 | <b>SEM 1</b> | Elective V   |            |            |            |            |            |            |            |            |            |
|        |              | Elective VI  |            |            |            |            |            |            |            |            |            |
|        |              | Elective VII   |            |            |            |            |            |            |            |            |            |
|        |              | Project Work Phase I   |            |            |            |            |            |            |            |            |            |
|        | <b>SEM 2</b> | Project Work Phase II  |            |            |            |            |            |            |            |            |            |
|        |              |  |            |            |            |            |            |            |            |            |            |

Attested

  
**DIRECTOR**

**ANNA UNIVERSITY, CHENNAI**  
**UNIVERSITY DEPARTMENTS**  
**REGULATIONS - 2015**  
**M.E. INTERNAL COMBUSTION ENGINEERING (FT & PT)**  
**I TO IV SEMESTERS CURRICULA AND SYLLABI**  
**SEMESTER I**

| SL. NO.          | COURSE CODE | COURSE TITLE                           | CATEGORY | CONTACT PERIODS | L         | T        | P        | C         |
|------------------|-------------|--|----------|-----------------|-----------|----------|----------|-----------|
| <b>THEORY</b>    |             |  |          |                 |           |          |          |           |
| 1.               | IC7101      | Alternate Fuels                        | PC       | 3               | 3         | 0        | 0        | 3         |
| 2.               | IC7102      | Combustion and Emission in Engines     | PC       | 3               | 3         | 0        | 0        | 3         |
| 3.               | IC7151      | Advanced Heat Transfer                 | FC       | 4               | 4         | 0        | 0        | 4         |
| 4.               | IC7152      | Advanced Thermodynamics                | FC       | 4               | 4         | 0        | 0        | 4         |
| 5.               | MA7154      | Advanced Numerical Methods             | FC       | 4               | 4         | 0        | 0        | 4         |
| 6.               |             | Elective I                             | PE       | 3               | 3         | 0        | 0        | 3         |
| <b>PRACTICAL</b> |             |  |          |                 |           |          |          |           |
| 7.               | IC7111      | Internal Combustion Engines Laboratory | PC       | 4               | 0         | 0        | 4        | 2         |
| <b>TOTAL</b>     |             |  |          | <b>25</b>       | <b>21</b> | <b>0</b> | <b>4</b> | <b>23</b> |

**SEMESTER II**

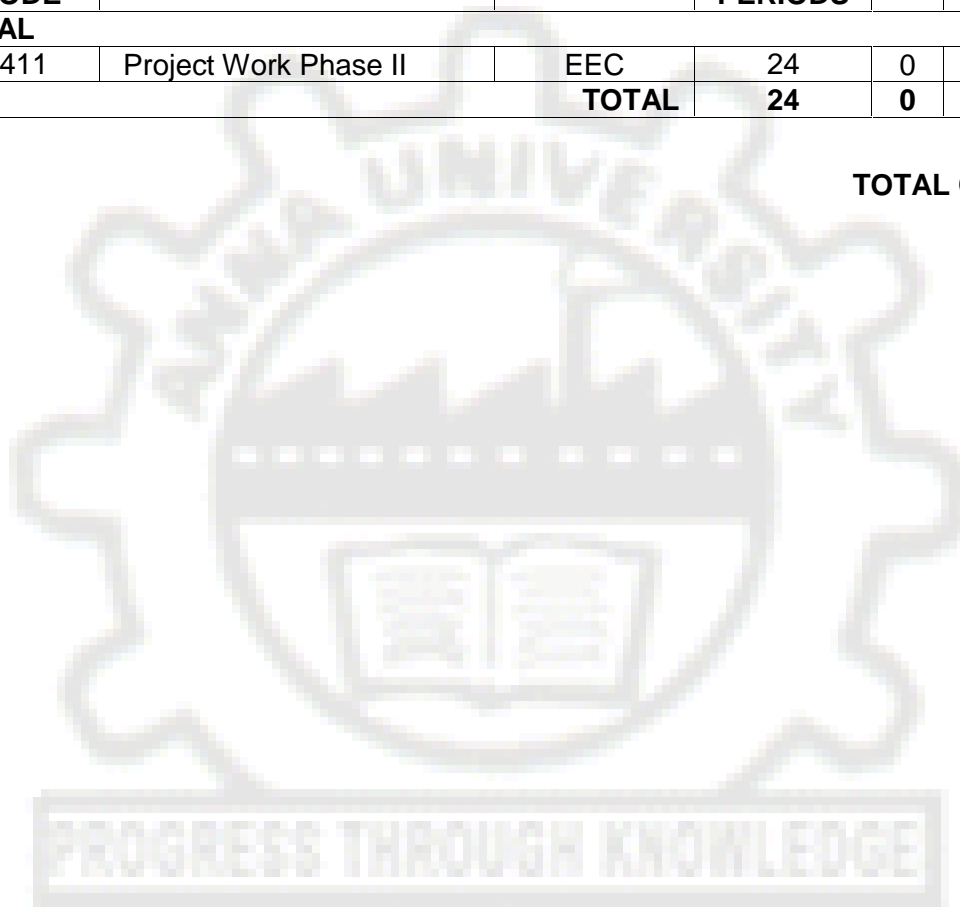
| SL. NO.          | COURSE CODE | COURSE TITLE  | CATEGORY | CONTACT PERIODS | L         | T        | P        | C         |
|------------------|-------------|---|----------|-----------------|-----------|----------|----------|-----------|
| <b>THEORY</b>    |             |   |          |                 |           |          |          |           |
| 1.               | IC7201      | Electronic Engine Management Systems                            | PC       | 3               | 3         | 0        | 0        | 3         |
| 2.               | IC7202      | Internal Combustion Engine Design                               | PC       | 3               | 3         | 0        | 0        | 3         |
| 3.               | IC7251      | Instrumentation for Thermal Systems                             | PC       | 3               | 3         | 0        | 0        | 3         |
| 4.               |             | Elective II   | PE       | 3               | 3         | 0        | 0        | 3         |
| 5.               |             | Elective III  | PE       | 3               | 3         | 0        | 0        | 3         |
| 6.               |             | Elective IV   | PE       | 3               | 3         | 0        | 0        | 3         |
| <b>PRACTICAL</b> |             |   |          |                 |           |          |          |           |
| 7.               | IC7211      | Analysis and Simulation Lab for Internal Combustion Engineering | PC       | 4               | 0         | 0        | 4        | 2         |
| 8.               | IC7212      | Technical Seminar   | EEC      | 2               | 0         | 0        | 2        | 1         |
| <b>TOTAL</b>     |             |   |          | <b>24</b>       | <b>18</b> | <b>0</b> | <b>6</b> | <b>21</b> |

**SEMESTER III**

| SL. NO.          | COURSE CODE | COURSE TITLE         | CATEGORY | CONTACT PERIODS | L        | T        | P         | C         |
|------------------|-------------|----------------------|----------|-----------------|----------|----------|-----------|-----------|
| <b>THEORY</b>    |             |                      |          |                 |          |          |           |           |
| 1.               |             | Elective V           | PE       | 3               | 3        | 0        | 0         | 3         |
| 2.               |             | Elective VI          | PE       | 3               | 3        | 0        | 0         | 3         |
| 3.               |             | Elective VII         | PE       | 3               | 3        | 0        | 0         | 3         |
| <b>PRACTICAL</b> |             |                      |          |                 |          |          |           |           |
| 4.               | IC7311      | Project Work Phase I | EEC      | 12              | 0        | 0        | 12        | 6         |
| <b>TOTAL</b>     |             |                      |          | <b>21</b>       | <b>9</b> | <b>0</b> | <b>12</b> | <b>15</b> |

**SEMESTER IV**

| SL. NO.          | COURSE CODE | COURSE TITLE          | CATEGORY | CONTACT PERIODS | L        | T        | P         | C         |
|------------------|-------------|-----------------------|----------|-----------------|----------|----------|-----------|-----------|
| <b>PRACTICAL</b> |             |                       |          |                 |          |          |           |           |
| 1.               | IC7411      | Project Work Phase II | EEC      | 24              | 0        | 0        | 24        | 12        |
| <b>TOTAL</b>     |             |                       |          | <b>24</b>       | <b>0</b> | <b>0</b> | <b>24</b> | <b>12</b> |

**TOTAL CREDITS : 71**

**ANNA UNIVERSITY, CHENNAI**  
**UNIVERSITY DEPARTMENTS**  
**REGULATIONS - 2015**  
**M.E. INTERNAL COMBUSTION ENGINEERING (PT)**  
**I TO VI SEMESTERS CURRICULA AND SYLLABI**  
**SEMESTER I**

| SL. NO.       | COURSE CODE | COURSE TITLE               | CATEGORY | CONTACT PERIODS | L         | T        | P        | C         |
|---------------|-------------|----------------------------|----------|-----------------|-----------|----------|----------|-----------|
| <b>THEORY</b> |             |                            |          |                 |           |          |          |           |
| 1.            | IC7151      | Advanced Heat Transfer     | FC       | 4               | 4         | 0        | 0        | 4         |
| 2.            | IC7152      | Advanced Thermodynamics    | FC       | 4               | 4         | 0        | 0        | 4         |
| 3.            | MA7154      | Advanced Numerical Methods | FC       | 4               | 4         | 0        | 0        | 4         |
| <b>TOTAL</b>  |             |                            |          | <b>12</b>       | <b>12</b> | <b>0</b> | <b>0</b> | <b>12</b> |

**SEMESTER II**

| SL. NO.       | COURSE CODE | COURSE TITLE                         | CATEGORY | CONTACT PERIODS | L        | T        | P        | C        |
|---------------|-------------|--------------------------------------|----------|-----------------|----------|----------|----------|----------|
| <b>THEORY</b> |             |                                      |          |                 |          |          |          |          |
| 1.            | IC7201      | Electronic Engine Management Systems | PC       | 3               | 3        | 0        | 0        | 3        |
| 2.            | IC7202      | Internal Combustion Engine Design    | PC       | 3               | 3        | 0        | 0        | 3        |
| 3.            | IC7251      | Instrumentation for Thermal Systems  | PC       | 3               | 3        | 0        | 0        | 3        |
| <b>TOTAL</b>  |             |                                      |          | <b>9</b>        | <b>9</b> | <b>0</b> | <b>0</b> | <b>9</b> |

**SEMESTER III**

| SL. NO.          | COURSE CODE | COURSE TITLE                           | CATEGORY | CONTACT PERIODS | L        | T        | P        | C         |
|------------------|-------------|--|----------|-----------------|----------|----------|----------|-----------|
| <b>THEORY</b>    |             |  |          |                 |          |          |          |           |
| 1.               | IC7101      | Alternate Fuels                        | PC       | 3               | 3        | 0        | 0        | 3         |
| 2.               | IC7102      | Combustion and Emission in Engines     | PC       | 3               | 3        | 0        | 0        | 3         |
| 3.               |             | Elective I                             | PE       | 3               | 3        | 0        | 0        | 3         |
| <b>PRACTICAL</b> |             |  |          |                 |          |          |          |           |
| 4.               | IC7111      | Internal Combustion Engines Laboratory | PC       | 4               | 0        | 0        | 4        | 2         |
| <b>TOTAL</b>     |             |  |          | <b>13</b>       | <b>9</b> | <b>0</b> | <b>4</b> | <b>11</b> |

### SEMESTER IV

| SL. NO.          | COURSE CODE | COURSE TITLE  | CATEGORY | CONTACT PERIODS | L        | T        | P        | C         |
|------------------|-------------|---|----------|-----------------|----------|----------|----------|-----------|
| <b>THEORY</b>    |             |   |          |                 |          |          |          |           |
| 1.               |             | Elective II   | PE       | 3               | 3        | 0        | 0        | 3         |
| 2.               |             | Elective III  | PE       | 3               | 3        | 0        | 0        | 3         |
| 3.               |             | Elective IV   | PE       | 3               | 3        | 0        | 0        | 3         |
| <b>PRACTICAL</b> |             |   |          |                 |          |          |          |           |
| 4.               | IC7211      | Analysis and Simulation Lab for Internal Combustion Engineering | PC       | 4               | 0        | 0        | 4        | 2         |
| 5.               | IC7212      | Technical Seminar   | EEC      | 2               | 0        | 0        | 2        | 1         |
| <b>TOTAL</b>     |             |   |          | <b>11</b>       | <b>9</b> | <b>0</b> | <b>2</b> | <b>12</b> |

### SEMESTER V

| SL. NO.          | COURSE CODE | COURSE TITLE         | CATEGORY | CONTACT PERIODS | L        | T        | P         | C         |
|------------------|-------------|----------------------|----------|-----------------|----------|----------|-----------|-----------|
| <b>THEORY</b>    |             |                      |          |                 |          |          |           |           |
| 1.               |             | Elective V           | PE       | 3               | 3        | 0        | 0         | 3         |
| 2.               |             | Elective VI          | PE       | 3               | 3        | 0        | 0         | 3         |
| 3.               |             | Elective VII         | PE       | 3               | 3        | 0        | 0         | 3         |
| <b>PRACTICAL</b> |             |                      |          |                 |          |          |           |           |
| 4.               | IC7311      | Project Work Phase I | EEC      | 12              | 0        | 0        | 12        | 6         |
| <b>TOTAL</b>     |             |                      |          | <b>21</b>       | <b>9</b> | <b>0</b> | <b>12</b> | <b>15</b> |

### SEMESTER VI

| SL. NO.          | COURSE CODE | COURSE TITLE          | CATEGORY | CONTACT PERIODS | L        | T        | P         | C         |
|------------------|-------------|-----------------------|----------|-----------------|----------|----------|-----------|-----------|
| <b>PRACTICAL</b> |             |                       |          |                 |          |          |           |           |
| 1.               | IC7411      | Project Work Phase II | EEC      | 24              | 0        | 0        | 24        | 12        |
| <b>TOTAL</b>     |             |                       |          | <b>24</b>       | <b>0</b> | <b>0</b> | <b>24</b> | <b>12</b> |

**TOTAL CREDITS : 71**

### FOUNDATION COURSES (FC)

| SL. NO. | COURSE CODE | COURSE TITLE               | CATEGORY | CONTACT PERIODS | L | T | P | C |
|---------|-------------|----------------------------|----------|-----------------|---|---|---|---|
| 1.      |             | Advanced Numerical Methods | FC       | 4               | 4 | 0 | 0 | 4 |
| 2.      |             | Advanced Thermodynamics    | FC       | 4               | 4 | 0 | 0 | 4 |
| 3.      |             | Advanced Heat Transfer     | FC       | 4               | 4 | 0 | 0 | 4 |

**PROFESSIONAL CORE (PC)**

| SL. NO. | COURSE CODE | COURSE TITLE  | CATEGORY | CONTACT PERIODS | L | T | P | C |
|---------|-------------|---|----------|-----------------|---|---|---|---|
| 1.      |             | Combustion and Emission in Engines                  | PC       | 3               | 3 | 0 | 0 | 3 |
| 2.      |             | Alternate Fuels                                     | PC       | 3               | 3 | 0 | 0 | 3 |
| 3.      |             | Electronic Engine Management Systems                | PC       | 3               | 3 | 0 | 0 | 3 |
| 4.      |             | Internal Combustion Engine Design                   | PC       | 3               | 3 | 0 | 0 | 3 |
| 5.      |             | Instrumentation for Thermal Systems                 | PC       | 3               | 3 | 0 | 0 | 3 |
| 6.      |             | Internal Combustion Engines Laboratory              | PC       | 4               | 0 | 0 | 4 | 2 |
| 7.      |             | Analysis and Simulation Lab for Internal Combustion | PC       | 4               | 0 | 0 | 4 | 2 |

**PROFESSIONAL ELECTIVES (PE)**

| S NO. | COURSE CODE | COURSE TITLE  | CATEGORY | CONTACT PERIODS | L | T | P | C |
|-------|-------------|---|----------|-----------------|---|---|---|---|
| 1.    | EY7072      | Design and Analysis of Turbo Machines                         | PE       | 3               | 3 | 0 | 0 | 3 |
| 2.    | IC7001      | Aircraft and Space Propulsion                                 | PE       | 3               | 3 | 0 | 0 | 3 |
| 3.    | IC7002      | Automotive Technology   | PE       | 3               | 3 | 0 | 0 | 3 |
| 4.    | IC7003      | Boundary Layer Theory and Turbulence                          | PE       | 3               | 3 | 0 | 0 | 3 |
| 5.    | IC7004      | Combustion and Reaction Kinetics in I.C. Engines              | PE       | 3               | 3 | 0 | 0 | 3 |
| 6.    | IC7005      | Engine Auxiliary and Ancillary Systems                        | PE       | 3               | 3 | 0 | 0 | 3 |
| 7.    | IC7006      | Engine Pollution and Control                                  | PE       | 3               | 3 | 0 | 0 | 3 |
| 8.    | IC7007      | Flow Visualisation Techniques for I.C. Engines                | PE       | 3               | 3 | 0 | 0 | 3 |
| 9.    | IC7008      | Fluid Flow and Heat Transfer in Engines                       | PE       | 3               | 3 | 0 | 0 | 3 |
| 10.   | IC7009      | Homogeneous Charge Compression Ignition Combustion in Engines | PE       | 3               | 3 | 0 | 0 | 3 |
| 11.   | IC7010      | Manufacturing and Testing of Engine Components                | PE       | 3               | 3 | 0 | 0 | 3 |

*Attested*

*Sobhan*  
**DIRECTOR**

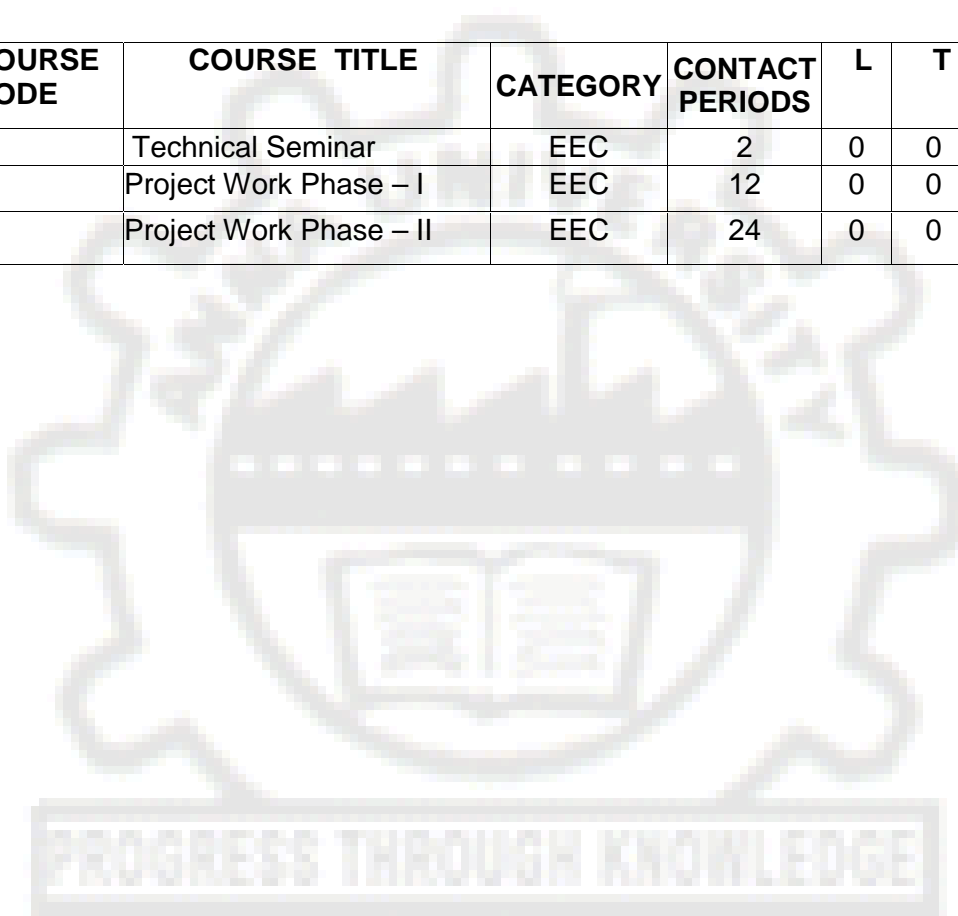
Centre For Academic Courses  
Anna University, Chennai-600 025.



|     |        |                                     |    |   |   |   |   |   |
|-----|--------|-------------------------------------|----|---|---|---|---|---|
| 12. | IC7011 | Marine Diesel Engines               | PE | 3 | 3 | 0 | 0 | 3 |
| 13. | IC7012 | Simulation of I.C. Engine Processes | PE | 3 | 3 | 0 | 0 | 3 |
| 14. | IC7013 | Supercharging and                   | PE | 3 | 3 | 0 | 0 | 3 |
| 15. | IC7071 | Computational Fluid Dynamics        | PE | 3 | 3 | 0 | 0 | 3 |

### EMPLOYABILITY ENHANCEMENT COURSES (EEC)

| SL. NO. | COURSE CODE | COURSE TITLE            | CATEGORY | CONTACT PERIODS | L | T | P  | C  |
|---------|-------------|-------------------------|----------|-----------------|---|---|----|----|
| 1.      |             | Technical Seminar       | EEC      | 2               | 0 | 0 | 2  | 1  |
| 2.      |             | Project Work Phase – I  | EEC      | 12              | 0 | 0 | 12 | 6  |
| 3.      |             | Project Work Phase – II | EEC      | 24              | 0 | 0 | 24 | 12 |



**OBJECTIVES:**

- To impart knowledge on various alternate fuels for I.C. Engines
- Gain a working understanding of the engineering issues and perspectives affecting fuel and engine development
- Examine future trends and development, including hydrogen as an internal combustion engine fuel.
- Explore further fuel specification and performance requirements for advanced combustion systems.

**UNIT I INTRODUCTION 12**

Availability, Suitability, Properties, Merits and Demerits of Potential Alternative Fuels – Ethanol, Methanol, Diethyl ether, Dimethyl ether, Hydrogen, Liquefied Petroleum Gas, Natural Gas, Bio-gas and Bio-diesel.

**UNIT II LIQUID FUELS FOR S.I. ENGINES 9**

Requirements, Utilisation techniques – Blends, Neat form, Reformed Fuels, Storage and Safety, Engine performance and emission Characteristics.

**UNIT III LIQUID FUELS FOR C.I. ENGINES 8**

Requirements, Utilisation techniques - Blends, Neat fuels, Bi-fuel, Reformed fuels, Emulsions, Dual fuelling, Ignition accelerators and Additives, Engine performance and emission characteristics.

**UNIT IV GASEOUS FUELS FOR S.I. ENGINES 8**

Hydrogen, Compressed Natural gas, Liquefied Petroleum gas, and Bio gas in SI engines – Safety Precautions – Engine performance and emission characteristics.

**UNIT V GASEOUS FUELS FOR C.I. ENGINES 8**

Hydrogen, Biogas, Liquefied Petroleum gas, Compressed Natural gas in CI engines. Dual fuelling, Engine performance and emission characteristics.

**TOTAL: 45 PERIODS****OUTCOME**

- On successful completion of this course the student will be able to understand the various alternative fuel options available for conventional fuels and their performance and emission characteristics.

**REFERENCES:**

1. Osamu Hirao and Richard K Pefley, Present and Future Automotive Fuels, John Wiley and Sons, 1988.
2. Keith Owen and Trevor Eoley, Automotive Fuels Handbook, SAE Publications, 1990.
3. Automotive Lubricants Reference Book, Second Edition, Roger F. Haycock and John E. Hillier, SAE International Publications, 2004.

**OBJECTIVES:**

- To Demonstrate extensive mastery of the fundamental principles which govern the design and operation of internal combustion engines as well as a sound technical framework for understanding real world problems.
- Understand combustion in spark ignition and diesel engines.
- To identify the nature and extent of the problem of pollutant formation and control in internal combustion engines.

**UNIT I COMBUSTION PRINCIPLES 9**

Combustion – Combustion equations, Cylinder pressure measurement and heat release analysis, heat of combustion - Theoretical flame temperature – chemical equilibrium and Dissociation -Theories of Combustion - Flammability Limits - Reaction rates - Laminar and Turbulent Flame Propagation in Engines. Introduction to spray formation and characterization.

**UNIT II COMBUSTION IN S.I. ENGINES 10**

Stages of combustion, normal and abnormal combustion, knocking, Variables affecting Knock, Features and design consideration of combustion chambers. Flame structure and speed, Cyclic variations, Lean burn combustion, Stratified charge combustion systems. Heat release correlations.

**UNIT III COMBUSTION IN C.I. ENGINES 10**

Stages of combustion, vapourisation of fuel droplets and spray formation, air motion, swirl measurement, knock and engine variables, Features and design considerations of combustion chambers, delay period correlations, heat release correlations, Influence of the injection system on combustion, Direct and indirect injection systems.

**UNIT IV COMBUSTION IN GAS TURBINES 9**

Flame stability, Re-circulation zone and requirements - Combustion chamber configurations, Cooling, Materials.

**UNIT V EMISSIONS IN SI AND CI ENGINES 7**

Carbon Monoxide, Unburnt Hydrocarbons, Oxides of Nitrogen, Particulate matter and smoke – sources. Emission control measures for SI and CI engines. Effect of emissions on environment and human-beings.

**TOTAL: 45 PERIODS****OUTCOME**

- On successful completion of this course the student will be able to understand the concept of the combustion in engines.

**REFERENCES:**

1. Ramalingam, K.K., Internal Combustion Engines, SciTech Publications (India) Pvt. Ltd., 2004.
2. Ganesan, V, Internal Combustion Engines, Tata McGraw Hill Book Co., 2003.
3. John B. Heywood, Internal Combustion Engine Fundamentals, McGraw Hill Book, 1998.
4. B.P. Pundir I.C. Engines Combustion and Emission, 2010, Narosa Publishing House.
5. B.P. Pundir Engine Combustion and Emission, 2011, Narosa Publishing House.
6. Mathur, M.L., and Sharma, R.P., A Course in Internal Combustion Engines, Dhanpat Rai Publications Pvt. New Delhi-2, 1993.
7. Obert, E.F., Internal Combustion Engine and Air Pollution, International Text Book Publishers, 1983.
8. Cohen, H, Rogers, G, E.C, and Saravanamuttoo, H.I.H., Gas Turbine Theory, Longman Group Ltd., 1980.
9. Domkundwar V, A course in Internal Combustion Engines, DhanpatRai& Co. (P) Ltd, 2002.
10. Rajput R.K. Internal Combustion Engines, Laxmi Publications (P) Ltd, 2006.
11. Willard W. Pulkrabek, Engineering Fundamentals of the Internal Combustion 2007, Second Edition, Pearson Prentice Hall.

**OBJECTIVES**

- To develop the ability to use the heat transfer concepts for various applications like finned systems, turbulence flows, high speed flows.
- To analyse the thermal analysis and sizing of heat exchangers and to learn the heat transfer coefficient for compact heat exchangers.
- To achieve an understanding of the basic concepts of phase change processes and mass transfer.

**UNIT I CONDUCTION AND RADIATION HEAT TRANSFER 12**

One dimensional energy equations and boundary condition - three-dimensional heat conduction equations - extended surface heat transfer - conduction with moving boundaries - radiation in gases and vapour Gas radiation and radiation heat transfer in enclosures containing absorbing and emitting media – interaction of radiation with conduction and convection.

**UNIT II TURBULENT FORCED CONVECTIVE HEAT TRANSFER 12**

Momentum and energy equations - turbulent boundary layer heat transfer - mixing length concept - turbulence model –  $k$  model - analogy between heat and momentum transfer – Reynolds, Colburn, Prandtl turbulent flow in a tube - high speed flows

**UNIT III PHASE CHANGE HEAT TRANSFER 12**

Condensation with shears edge on bank of tubes - boiling – pool and flow boiling, Heat transfer enhancement techniques

**UNIT IV HEAT EXCHANGERS 12**

Heat exchanger – – NTU approach and design procedure - compact heat exchangers. Plate heat exchangers, Mini and Micro channel heat exchangers, Heat pipes.

**UNIT V MASS TRANSFER AND ENGINE HEAT TRANSFER CORRELATION 12**

Mass transfer - vaporization of droplets - combined heat and mass transfers - heat transfer correlations in various applications like I.C. engines - compressors and turbines

**TOTAL = 60 PERIODS****OUTCOME**

- On successful completion of this course the student will be able to apply the concept of heat transfer to thermodynamic engines and systems

**REFERENCES**

1. Yunus A.Cengel, Heat and Mass Transfer – A practical Approach, 3rd edition, Tata McGraw - Hill, 2007.
2. Holman.J.P, Heat Transfer, Tata Mc Graw Hill, 2002.
3. Ozisik. M.N., Heat Transfer – A Basic Approach, McGraw-Hill Co., 1985
4. Incropera F.P. and DeWitt. D.P., Fundamentals of Heat & Mass Transfer, John Wiley & Sons, 2002.
5. Nag.P.K, Heat Transfer, Tata McGraw-Hill, 2002
6. Ghoshdastidar. P.S., Heat Transfer, Oxford University Press, 2004
7. Yadav, R., Heat and Mass Transfer, Central Publishing House, 1995.

**OBJECTIVES:**

- To demonstrate the use of correlations for the important properties..
- To achieve an understanding of real gas equations and multi component systems.
- To predict the availability and irreversibility associated with the thermodynamic processes and Chemical availability of reactive systems
- To analyse the actual cycles of SI and CI engines
- To apply the first and second law of thermodynamics to reactive systems.

**UNIT I THERMODYNAMIC PROPERTY RELATIONS 12**

Thermodynamic Potentials, Maxwell relations, Generalised relations for changes in Entropy, Internal Energy and Enthalpy, Generalised Relations for Cp and Cv, Clausius-Clayperon Equation, Joule- Thomson Coefficient, Bridgeman Tables for Thermodynamic Relations.

**UNIT II REAL GAS BEHAVIOUR AND MULTI-COMPONENT SYSTEMS 12**

Equations of State (mention three equations), Fugacity, Compressibility, Principle of Corresponding States, Use of generalised charts for enthalpy and entropy departure, fugacity coefficient, Lee- Kesler generalised three parameter tables. Fundamental property relations for systems of variable composition, partial molar properties, Real gas mixtures, Ideal solution of real gases and liquids, Equilibrium in multi-phase systems, Gibbs phase rule for non-reactive components.

**UNIT III CHEMICAL AVAILABILITY 12**

Introduction, Reversible work, Availability, Irreversibility and Second-Law Efficiency for a closed System and Steady-State Control Volume. Availability Analysis of Simple Cycles. Chemical availability, Environmental state, Air-conditioning processes. Fuel Chemical availability, availability analysis of chemical processes – steam power plant, combustion and heat transfer losses, preheated inlet air, problems.

**UNIT IV FUEL – AIR CYCLES AND THEIR ANALYSIS 12**

Ideal Models of Engine Processes, Fuel–Air Cycle Analysis – SI Engine cycle Simulation, CI Engine Cycle Simulation, Results of Cycle Calculations, Over expanded Engine Cycles, Availability Analysis of Engine Processes – Availability Relationships – Entropy changes in Ideal Cycles – Availability Analysis of Ideal Cycles – Effect of Equivalent Ratio, Comparison with Real Engine Cycles.

**UNIT V THERMO CHEMISTRY 12**

Ideal gas laws and properties of Mixtures, Combustion Stoichiometry, Application of First Law of Thermodynamics – Heat of Reaction – Enthalpy of Formation – Adiabatic flame temperature. Second law of Thermodynamics applied to combustion – entropy, maximum work and efficiency Chemical equilibrium: - Equilibrium combustion products. Dynamic properties of working fluids: - Unburned mixture – Low temperature combustion products – High temperature combustion products, problems.

**TOTAL: 60 PERIODS****OUTCOME**

- On successful completion of this course the student will be able to apply the law of thermodynamics to thermal systems.

**REFERENCES:**

1. Kenneth Wark., J. R, Advanced Thermodynamics For Engineers, McGraw-Hill Inc., 1995.
2. Yunus A. Cengel and Michael A . Boles, Thermodynamics, McGraw-Hill Inc., 2006.
3. B.P. Pundir, I.C. engine combustion and emissions. Bejan, A., Advanced Engineering Thermodynamics, John Wiley and Sons, 1988.
4. Holman, J.P., Thermodynamics, Fourth Edition, McGraw-Hill Inc., 1988



## OUTCOME

- It helps the students to get familiarized with the numerical methods which are necessary to solve numerically the problems that arise in engineering.

## REFERENCES:

1. SaumyenGuha and Rajesh Srivastava, "Numerical methods for Engineering and Science", Oxford Higher Education, New Delhi, 2010.
2. Gupta S.K., "Numerical Methods for Engineers", New Age Publishers, 1995
3. Burden, R.L., and Faires, J.D., "Numerical Analysis – Theory and Applications", Cengage Learning, India Edition, New Delhi, 2009.
4. Jain M. K., Iyengar S. R., Kanchi M. B., Jain , "Computational Methods for Partial Differential Equations", New Age Publishers,1993.
5. Morton K.W. and Mayers D.F., "Numerical solution of partial differential equations", Cambridge University press, Cambridge, 2002.

IC7111 INTERNAL COMBUSTION ENGINES LABORATORY

L T P C  
0 0 4 2

## OBJECTIVES:

- To impart knowledge on the practical aspects of Internal Combustion Engine Systems.
- To understand the behaviour of system at different operating conditions
- To understand the influence of individual components on the Overall performance of the system.

## LIST OF EXPERIMENTS

1. Disassembly and Assembly of engines
2. Study and drawing of engine components with dimensions.
3. Experimental study of S.I. engine with alternative fuels.
4. Experimental study on C.I. engine with alternative fuels
5. Experimental study on the effect of fuel injection pressure on the engine performance, combustion and emission characteristics.
6. Experimental study on the effect of preheating air and fuel on engine performance, combustion and emission characteristics.
7. Determination of volumetric efficiency and equivalence ratio in a single cylinder D.I. Diesel engine.
8. Determination of Flash and Fire point of various fuel blends.
9. Determination of Viscosity of various fuel blends

## LABORATORY REQUIREMENTS

1. S.I Engine Components
2. C.I Engine Components
3. Single/ Multi-cylinder S.I. Engines
4. Single/ Multi-cylinder C.I. Engines
5. Exhaust Gas Analyser (To measure HC,CO,NOx,O2,CO2)
6. Smoke Meter
7. Pressure Transducer
8. Charge Amplifier
9. Data Acquisition System
10. Flash and Fire Point Apparatus
11. Redwood Viscometer

TOTAL: 60





**OBJECTIVES:**

- To impart the basic engine design skills to the learners such that there is seamless transition to advanced design concepts.
- To provide the basic grounding on the piston engine design philosophy.

**UNIT I GENERALIA****5**

Principle of similitude, Choice of material, Stress, Fatigue and Noise, Vibration and Harshness considerations (NVH)

**UNIT II DESIGN OF MAJOR COMPONENTS****12**

Piston system, Power Cylinder System, Connecting rod assembly, Crankshaft system, Valve Gearing, Stress analyses.

**UNIT III DESIGN OF OTHER COMPONENTS / SUBSYSTEMS****12**

Inlet and exhaust manifolds, cylinder block, cylinder-head, crankcase, engine mountings, gaskets, bearings, flywheel, turbocharger, supercharger, computer controlled fuel injection system, Basics of ignition, lubrication and cooling system design. Introduction to design of catalytic converters, particulate traps and EGR systems.

**UNIT IV DESIGN SPECIFICS OF TWO-STROKE ENGINE SYSTEMS****10**

Arrangement and sizing of ports, piston assembly, intake and exhaust system, scavenging, application to automotive gasoline and marine diesel engines.

**UNIT V CONCEPTS OF COMPUTER AIDED DESIGN****6**

Preparation of working drawings of designed components using CAD system.

**TOTAL: 45 PERIODS****OUTCOME**

- The pupils would have gained an insight /understanding on the rudiments of piston engine design philosophy as a prelude to higher level design activities for varied applications.

**REFERENCES:**

1. Vehicular Engine Design, Kevin L. Hoag, SAE International USA /
2. Springer – Verlag, Wien, Austria, 2006.
3. Internal Combustion Engine Handbook: Basics, Components, Systems and Perspectives,
4. Richard Van Basshuysen and Fred Schafer (Editors) SAE International USA and Siemens VDO Automotive, Germany, 2002.
5. Engineering Design, A Systematic Approach, G. Pahl, W. Beltz J. Fieldhusen and K.H. Grote, Springer
6. Internal Combustion Engine Fundamentals, John B. Heywood, McGraw – Hill Book Company, 1988..
7. Modern Engine Technology from A to Z, Richard Van Basshuysen and Fred chafer, SAE International, USA and Siemens VDO, Germany, 2007.
8. Introduction to Engine Valvetrains, Yushu Wang, SAE International, USA, 2007.
9. Introduction to Internal Combustion Engines, Richard Stone, Fourth Edition SAE International, USA and Macmillan Press, 2012.
10. Engineering Fundamentals of the Internal Combustion Engine, Willard W. Pulkrabek, Second Edition, Prentice – Hall of India Pvt. Ltd., New Delhi, 2006.
11. An Introduction to Engine Testing and Development, Richard D. Atkids, SAE International, USA, 2009.
12. Diesel Engine Reference Book, Second Edition, Rodica Baranescu and Bernard Challen (Editors), Society of Automotive Engineers, Inc., USA, 1999.
13. Internal Combustion Engine Design, A. Kolchin and V. Demidov, MIR Publishers, Moscow, 1984.
14. Design and Simulation of Four-Stroke Engines, Gordon P. Blair, Society of Engineers, Inc., USA, 1999.

Attested

Sobhan  
DIRECTOR

|               |  |          |          |          |          |
|---------------|--|----------|----------|----------|----------|
| <b>IC7251</b> | <b>INSTRUMENTATION FOR THERMAL SYSTEMS</b> | <b>L</b> | <b>T</b> | <b>P</b> | <b>C</b> |
|               |  | <b>3</b> | <b>0</b> | <b>0</b> | <b>3</b> |

**OBJECTIVES:**

- To understand the working of measuring instruments and errors associated with them
- To carry out error analysis and uncertainty of measurements
- To develop skills on the measurement and control applicable to a thermal systems

**UNIT I MEASUREMENT CHARACTERISTICS 8**

Introduction to measurements, Errors in measurements, Statistical analysis of data, Regression analysis, correlation, estimation of uncertainty and presentation of data, design of experiments – Experimental design factors and protocols

**UNIT II MEASUREMENTS IN THERMAL SYSTEMS 10**

Basic Electrical measurements, Transducers and its types, Signal conditioning and processing - Measurement of temperature, pressure, velocity, flow – basic and advanced techniques, and radiation properties of surfaces

**UNIT III MESAURMENT OF FUEL PROPERTIES AND POLLUTANTS 10**

Thermo / Physical / Chemical and transport properties of solids, liquids and gaseous fuels, Analysers – Flame Ionisation Detector, Non-Dispersive Infrared Analyser, Chemiluminescent detector, Smoke meters, and Gas chromatography

**UNIT IV CONTROL SYSTEMS, COMPONENTS AND CONTROLLERS 10**

Introduction, Open and closed loop control systems, Transfer function. Types of feedback and feedback control system characteristics – Control system parameters – DC and AC servomotors, servo amplifier, potentiometer, synchro transmitters, synchro receivers, synchro control transformer, stepper motors - Continuous, Discontinuous and Composite control modes – Analog and Digital controllers

**UNIT V DESIGN OF MEASUREMENT AND CONTROL SYSTEMS 7**

Data logging and acquisition - Sensors for error reduction, elements of computer interfacing, Timers, and Counters, Designing of measurement and control systems for specific applications - Fault finding – Computer based controls

**TOTAL: 45 PERIODS**

**OUTCOME**

- On successful completion of this course the student will be able to plan their experiments and understand the suitability, accuracy and uncertainty associated with the instrument used for measuring thermal system parameters.

**REFERENCES:**

1. Holman, J.P., Experimental methods for Engineers, Tata McGraw-Hill, 7th Ed.2001.
2. Barney G.C, Intelligent Instrumentation, Second Edition, Prentice Hall of India, 1988.
3. Bolton.W, Industrial Control & Instrumentation, Universities Press, Second Edition, 2001.
4. Doblin E.O, Measurement System Application and Design, Second Edition, McGraw Hill, 1978.
5. Nakra, B.C., Choudhry K.K., Instrumentation, Measurements and Analysis Tata McGraw Hill, New Delhi, 2nd Edition 2003.
6. Morris.A.S, Principles of Measurements and Instrumentation, Prentice Hall of India, 1998.

|               |  |          |          |          |          |
|---------------|--|----------|----------|----------|----------|
| <b>IC7211</b> | <b>ANALYSIS AND SIMULATION LAB FOR INTERNAL COMBUSTION ENGINEERING</b> | <b>L</b> | <b>T</b> | <b>P</b> | <b>C</b> |
|               |  | <b>0</b> | <b>0</b> | <b>4</b> | <b>2</b> |

**COURSE OBJECTIVE:**

Use of standard application software for solving engine flow and combustion problems

1. Engine intake flow analysis using different Port shapes
2. Engine exhaust flow analysis
3. Engine in-cylinder cold flow analysis for the given engine sector model
4. Fuel spray studies
5. Combustion and emission analysis
6. Engine hood cooling analysis

**NOTE:** The above exercises are only guidelines to maintain the standard for teaching and conduct of examination.

**SIMULATION LAB – REQUIREMENT:**

1. Software - Modeling software like Gambit, Star-CD es-ice, Star-CD enabled CFM, CCM+,DARS BASIC, DARS CFD, STAR-CDEquation solving software like Matlab, Engg equation solver
2. Every students in a batch must be provided with a terminal
3. Hardware is compatible with the requirement of the above software.

**TOTAL: 60 PERIODS**

|                |                          |          |          |          |          |
|----------------|--------------------------|----------|----------|----------|----------|
| <b>IC 7212</b> | <b>TECHNICAL SEMINAR</b> | <b>L</b> | <b>T</b> | <b>P</b> | <b>C</b> |
|                |                          | <b>0</b> | <b>0</b> | <b>2</b> | <b>1</b> |

**COURSE OBJECTIVES:**

- During the seminar session each student is expected to prepare and present a topic on Energy related issues / technology, for a duration of about 30 minutes.
- In a session of three periods per week, 4 students are expected to present the seminar.
- A faculty guide is to be allotted and he / she will guide and monitor the progress of the student and maintain attendance also.
- Students are encouraged to use various teaching aids such as overhead projectors, power point presentation and demonstrative models.

**TOTAL: 30 PERIODS**

|               |                             |          |          |           |          |
|---------------|-----------------------------|----------|----------|-----------|----------|
| <b>IC7311</b> | <b>PROJECT WORK PHASE I</b> | <b>L</b> | <b>T</b> | <b>P</b>  | <b>C</b> |
|               |                             | <b>0</b> | <b>0</b> | <b>12</b> | <b>6</b> |

**OBJECTIVES**

- A research project topic may be selected either from published lists or from the creative ideas of the students themselves in consultation with their project supervisor.
- To improve the student research and development activities.

**EVALUATION**

Project work evaluation is based on Regulations of Credit system University Departments - Post graduate programmes of Anna University

**TOTAL : 90 PERIODS**

**OUTCOME**

The students' would apply the knowledge gained from theoretical and practical courses in solving problems, so as to give confidence to the students to be creative, well planned, organized, coordinated in their project work phase – II.

**OBJECTIVES**

- The objective of the research project work is to produce factual results of their applied research idea in the thermal Engineering, from phase – I.
- The progress of the project is evaluated based on a minimum of three reviews.
- The review committee may be constituted by the Head of the Division.
- A project report is required at the end of the semester. The project work is evaluated jointly by external and internal examiners constituted by the Head of the Division based on oral presentation and the project report
- To improve the student research and development activities.

**EVALUATION**

- Project work evaluation is based on Regulations of Credit system University Departments - Post graduate programmes of Anna University

**TOTAL = 180 PERIODS****OUTCOME**

The students' would apply the knowledge gained from theoretical and practical courses in solving problems, so as to give confidence to the students to be creative, well planned, organized, coordinated project outcome of the aimed work.

|               |  |          |          |          |          |
|---------------|--|----------|----------|----------|----------|
| <b>EY7072</b> | <b>DESIGN AND ANALYSIS OF TURBO MACHINES</b> | <b>L</b> | <b>T</b> | <b>P</b> | <b>C</b> |
|               |  | <b>3</b> | <b>0</b> | <b>0</b> | <b>3</b> |

**OBJECTIVES:**

- To design and analyse the performance of Turbo machines for engineering applications
- To understand the energy transfer process in Turbo machines and governing equations of various forms.
- To understand the structural and functional aspects of major components of Turbo machines.
- To design various Turbo machines for power plant and aircraft applications

**UNIT I INTRODUCTION 12**

Basics of isentropic flow – static and stagnation properties – diffuser and nozzle configurations - area ratio – mass flow rate – critical properties. Energy transfer between fluid and rotor velocity triangles for a generalized turbomachines - velocity diagrams. Euler's equation for turbomachines and its different forms. Degree of reaction in turbo-machines – various efficiencies – isentropic, mechanical, thermal, overall and polytropic

**UNIT II CENTRIFUGAL AND AXIAL FLOW COMPRESSORS 9**

Centrifugal compressor - configuration and working – slip factor - work input factor – ideal and actual work - pressure coefficient - pressure ratio. Axial flow compressor – geometry and working – velocity diagrams – ideal and actual work – stage pressure ratio - free vortex theory – performance curves and losses

**UNIT III COMBUSTION CHAMBER 6**

Basics of combustion. Structure and working of combustion chamber – combustion chamber arrangements - flame stability – fuel injection nozzles. Flame stabilization - cooling of combustion chamber

**UNIT IV AXIAL AND RADIAL FLOW TURBINES 9**

Elementary theory of axial flow turbines - stage parameters- multi-staging - stage loading and flow coefficients. Degree of reaction - stage temperature and pressure ratios – single and twin spool arrangements – performance. Matching of components. Blade Cooling. F turbines.

**UNIT V      GAS TURBINE AND JET ENGINE CYCLES      9**

Gas turbine cycle analysis – simple and actual. Reheated, Regenerative and Intercooled cycles for power plants. Working of Turbojet, Turbofan, Turboprop, Ramjet, Scramjet and Pulsejet Engines and cycle analysis – thrust, specific impulse, specific fuel consumption, thermal and propulsive efficiencies.

**TOTAL: 45 PERIODS**

**OUTCOME :**

When a student completes this subject, he/ she can

- Understand the design principles of the turbo machines
- Analyze the turbo machines to improve and optimize their performance

**REFERENCES:**

1. Ganesan, V., Gas Turbines, Tata McGrawHill, 2011.
2. Khajuria P.R and Dubey S.P., Gas Turbines and Propulsive Systems, Dhanpat Rai Publications, 2003
3. Cohen, H., Rogers, G F C and Saravanmotto, H I H, Gas Turbine Theory, John Wiley, 5th Edition 2001.
4. Hill P G and Peterson C R, Mechanics and Thermodynamics of Propulsion, Addison-Wesley, 1970.
5. Mattingly J D, Elements of Gas turbine Propulsion, McGraw Hill, 1st Edition. 1997.

|                |                                      |          |          |          |          |
|----------------|--------------------------------------|----------|----------|----------|----------|
| <b>IC 7001</b> | <b>AIRCRAFT AND SPACE PROPULSION</b> | <b>L</b> | <b>T</b> | <b>P</b> | <b>C</b> |
|                |                                      | <b>3</b> | <b>0</b> | <b>0</b> | <b>3</b> |

**OBJECTIVES:**

- To enhance the knowledge of the students on aircrafts and space propulsion
- To gain insight on the working principle of rocket engines, different feed systems, propellants and their properties and dynamics of rockets.

**UNIT I      WAVE MOTION AND ISENTROPIC FLOW THROUGH DUCTS      8**

Wave motion, Mach waves and Mach cone - Compressible fluid flow through variable area devices – Stagnation state Mach Number and its influence and properties, Isentropic Flow through variable area ducts.

**UNIT II      SHOCKWAVES      9**

Normal shock waves – Introduction, Relation of physical properties across a normal shock, Normal Shock in a duct, Oblique shock waves - Introduction, Relation of physical properties across an oblique shock, Deflection Relations, Method of Characteristics - Applications, Expansion Waves – Introduction.

**UNIT III      THERMODYNAMICS OF AIRCRAFT ENGINES      10**

Theory of Aircraft propulsion – Different propulsion systems – Turboprop – Turbojet, Turbojet with after burner, Turbo fan and Turbo shaft, RamJet, Scramjet, Thrust – Various efficiencies. Methods of Thrust augmentation - Thrust vector control. Engine - Aircraft matching – Design of inlets and nozzles – Performance characteristics of Ramjet, Turbojet, Scramjet and Turbofan engines.

**UNIT IV      ROCKET PROPULSION      10**

Theory of rocket propulsion, Deflagration & Detonation, Combustion in solid and liquid propellant classification – rockets of propellants and Propellant Injection systems – Non-equilibrium expansion and supersonic combustion – Propellant feed systems – Reaction Control Systems - Rocket heat transfer. Electric propulsion – classification- electro thermal – electro static – electromagnetic thrusters- geometries of Ion thrusters- beam/plume characteristics of hall thrusters.

**UNIT V ROCKET STAGING AND PERFORMANCE 8**

Rocket equations – Escape and Orbital velocity – Multi-staging of Rockets – Space missions – Performance characteristics – Losses and efficiencies, Advances in Rocket Propulsion.

**TOTAL: 45 PERIODS**

**OUTCOME**

- On successful completion of this course the student will be able to understand the working of different types of aircraft and rocket propulsion systems and their performance characteristics.

**REFERENCES:**

1. Philip G. Hill and Carl R. Peterson, Mechanics and Thermodynamics of Propulsion, Second Edition, Addition – Wesley Publishing Company, New York, 2009.
2. Cohen, H. Rogers, G.F.C. and Saravanamuttoo, H.I.H, Gas Turbine Theory, Longman,1989
3. G.C. Oates, “Aerothermodynamics of Aircraft Engine Components”, AIAA Education Series,1985.
4. S. M.Yahya, Fundamentals of Compressible Flow. Third edition, New Age International Pvt Ltd,2003.
5. George P. Sutton, Oscar Biblarz. Rocket Propulsion Elements, John Wiley & Sons, 8th Edition, 2010.
6. Ramamurthy, Rocket Propulsion, Pan Macmillan (India) Ltd, 2010.
7. W.P.Gill, H.J.Smith& J.E. Ziurys, “Fundamentals of Internal Combustion Engines as applied to Reciprocating, Gas turbine & Jet Propulsion Power Plants”, Oxford & IBH Publishing Co., 1980.

**IC 7002**

**AUTOMOTIVE TECHNOLOGY**

**L T P C  
3 0 0 3**

**OBJECTIVES:**

- To enhance the students’ knowledge on Automobiles, Recent advancements and its working.

**UNIT I VEHICLE STRUCTURE 6**

Basic construction of chassis, Types of Chassis layout, with reference to Power Plant location and drive, various, types of frames, Loads acting on vehicle frame, materials for frames, testing of frames.

**UNIT II ADVANCES IN ENGINE TECHNOLOGY 11**

Lean Burn Engine – Various approaches – LHR engine – Surface ignition concept – Catalytic ignition – HCCI- Variable Valve Timing – Multi point Injection System – Gasoline Direct Injection – Common Rail Direct Injection – Recent Trends.

**UNIT III VEHICLE DYNAMICS 10**

Vehicle Dynamics – Steady state handling characteristics, Types of forces acting on a vehicle body, Roll center, Roll axis, Vehicle under side forces, Calculation of Maximum acceleration, Reaction forces for different drives, Stability Control.

**UNIT IV AUTOMOTIVE AERODYNAMICS 8**

Automobile drag and types. Types of forces and moments – drag coefficient of automobiles – low drag profiles. Drag reduction techniques.

**UNIT V ALTERNATIVE POWER PLANT 10**  
 Types of Hybrid – Series, parallel, split – parallel, series – parallel, Advantages and Disadvantages. Power split device – Energy management system, Fuel cells – Types, construction, principle of operation and characteristics.

**TOTAL: 45 PERIODS**

**OUTCOME :**

- On successful completion of this course the student will be able to understand the working of an automobile.

**REFERENCES:**

1. Joseph Heitner, "Automotive Mechanics", 2 Edition, CBS, 2006.
2. William H. Crouse, Donald L. Anglin, Automotive Mechanics, 10th Edition, McGraw Hill Education (India) Private Limited, 2006.
3. Heinz Heisler, "Advanced Vehicle Technology", Butterworth-Heinemann, 2002
4. R.B. Gupta, Automobile Engineering, SatyaPrakashan, 1993.
5. Hans B Pacejka, Tyre and Vehicle Dynamics, 2nd edition, SAE International, 2005
6. John C. Dixon, Tyres, Suspension, and Handling, 2nd Edition, Society of Automotive Engineers Inc, 1996
7. William B. Ribbens -Understanding Automotive Electronics, 5th edition- Butter worth Heinemann, 1998
8. Hucho, W.H., Aerodynamics of Road vehicles, Butterworths Co Ltd., 4<sup>th</sup> Edition, SAE, 1998.

**IC7003 BOUNDARY LAYER THEORY AND TURBULENCE L T P C**  
**3 0 0 3**

**OBJECTIVES:**

- To enhance the students' knowledge on boundary layer theory and turbulence
- To understand the theory of turbulent flow and its modeling, structure types and a detailed insight about turbulence.

**UNIT I FUNDAMENTALS OF BOUNDARY LAYER THEORY 9**  
 Boundary Layer Concept, Laminar Boundary Layer on a Flat Plate at zero incidence, Turbulent Boundary Layer on a Flat plate at zero incidence, Fully Developed Turbulent Flow in a pipe, Boundary Layer on an airfoil, Boundary Layer separation.

**UNIT II TURBULENT BOUNDARY LAYERS 9**  
 Internal Flows – Couette flow – Two-Layer Structure of the velocity Field – Universal Laws of the wall– Friction law – Fully developed Internal flows – Channel Flow, Couette – Poiseuille flows, PipeFlow

**UNIT III TURBULENCE AND TURBULENCE MODELS 9**  
 Nature of turbulence – Averaging Procedures – Characteristics of Turbulent Flows – Types of Turbulent Flows – Scales of Turbulence, Prandtl's Mixing length, Two-Equation Models, Low – Reynolds Number Models, Large Eddy Simulation

**UNIT IV STATISTICAL THEORY OF TURBULENCE 9**  
 Ensemble Average – Isotropic Turbulence and Homogeneous Turbulence – Kinematics of Isotropic Turbulence – Taylor's Hypothesis – Dynamics of Isotropic Turbulence -Grid Turbulence and decay – Turbulence in Stirred Tanks.

**UNIT V TURBULENT FLOWS 9**  
 Wall Turbulent shear flows – Structure of wall flow – Turbulence characteristics. of Boundary layer – Free Turbulence shear flows – Jets and wakes – Plane and axi-symmetric flow -

**TOTAL: 45**

*Attested*

*Sobhan*  
**DIRECTOR**

Centre For Academic Courses  
 Anna University, Chennai-600 025.

## OUTCOME

- On successful completion of this course the student will be able to apply the concepts of boundary layer theory and turbulence.

## REFERENCES:

1. G. Biswas and E. Eswaran, Turbulent Flows, Fundamentals, Experiments and Modelling, Narosa Publishing House, 2002.
2. H. Schlichting and Klaus Gersten, Boundary Layer Theory, Springer 2004.
3. R.J. Garde, Turbulent Flow, New Age International (p) Limited, Publishers, 2006.
4. N. Rajaratnam, Turbulent Jets, Elsevier Scientific Publishing Company, 1976.

|               |   |          |          |          |          |
|---------------|---|----------|----------|----------|----------|
| <b>IC7004</b> | <b>COMBUSTION AND REACTION KINETICS IN I.C. ENGINES</b> | <b>L</b> | <b>T</b> | <b>P</b> | <b>C</b> |
|               |   | <b>3</b> | <b>0</b> | <b>0</b> | <b>3</b> |

## OBJECTIVES:

- To develop the knowledge about combustion kinetics in SI and CI engines.
- To understand the combustion reaction kinetics in SI and CI engines.

### **UNIT I INTRODUCTION 8**

Gaseous, liquid and solid fuels, Application of the first and second laws of thermodynamics to combustion, – Low temperature reactions – Cool Flames – as applied to detonation. High temperature reactions – species concentration and products formation.

### **UNIT II CHEMICAL KINETICS OF COMBUSTION 9**

Elementary reactions, Pre-ignition kinetics, Ignition delay, Nitric Oxide Kinetics, Soot Kinetics, Calculations, – Reaction control effect on Engine performance and emissions.

### **UNIT III MODELLING 10**

Calculation of equilibrium composition. Enthalpy and Energy, Coefficients for reactions and adiabatic flame temperature, Modeling of CO, HC NO reactions in SI and CI Engines – Soot Modeling

### **UNIT IV GASOLINE ENGINE COMBUSTION 8**

Combustion in S.I. Engines, Laminar flame theory, Flame structure, Turbulent premixed flames, Homogeneous Combustion reactions between Gasoline and air – Reaction rate Constants – species determination. Burning rate estimation.

### **UNIT V DIESEL ENGINE COMBUSTION 10**

Combustion in CI Engine, Spray formation, Spray dynamics, Spray models, Introduction to diesel engine combustion, Premixed and diffusion combustion reactions – Lean flame Reactions – Lean flame out reactions - Species determination. Emissions and Combustion, Ignition Delay and Burning rate estimation.

**TOTAL: 45 PERIODS**

## OUTCOME

- On successful completion of this course the student will be able to understand the combustion and reaction kinetics in IC Engines

## REFERENCES:

1. J.F. Ferguson, Internal Combustion Engines, John Wiley and Sons, 2004.
2. I R.S. Benson & N.D. Whitehouse, Internal Combustion Engines, First edition, Pergamon Press, England 1979.
3. Combustion Engineering, Gary L Bormann, WCB Mc Graw Hill, 1998.
4. John. B. Heywood, "Internal Combustion engine fundamentals" McGraw – Hill, 1998



5. A.F. Williams, combustion in flames, Oxford Press, Second Edition, 1978.
6. S.P. Sharma, Fuels and Combustion, S.P. Chand and Co., Sixth Edition, 1982.
7. S. W. Benson, The Foundations of Chemical Kinetics, McGraw-Hill, 1960.

**IC 7005 ENGINE AUXILIARY AND ANCILLARY SYSTEMS L T P C**  
**3 0 0 3**

**OBJECTIVES:**

- This course aims to impart the knowledge about engine auxiliaries like fuel supply and distribution, ignition, lubrication and cooling systems.
- To provide an overview of engine auxiliary and ancillary systems like fuel supply, cooling, lubrication and after treatment systems
- To impart knowledge on Gasoline and Diesel fuel injection system, requirement, Components and types of ignition

**UNIT I CARBURETION 7**

Gasoline - air mixtures. Mixture requirements - Mixture formation - Carburettor, Choke, Carburettor systems for emission control- Secondary Air Injection.

**UNIT II FUEL INJECTION AND IGNITION SYSTEMS 12**

Petrol Injection - Pneumatic and Electronic Fuel Injection Systems, Ignition systems - Requirements, Timing Systems, Energy requirement, Spark plug operation, Electronic & Distributorless Ignition Systems.  
 Atomisation, penetration and dispersion, Rate and duration of injection, Fuel line hydraulics, Fuel pump, Injectors, CRDI Governors

**UNIT III ENGINE STARTING AND AFTER TREATMENT SYSTEMS 9**

Engine Starting systems, CATCON, SCR, LNT, Diesel Oxidation Catalyst system, Particulate Traps and Filters

**UNIT IV INTAKE AND EXHAUST MANIFOLDS 7**

Intake system components, Air filter, Intake manifold, Manifold Tuning, VGT, VNT, Exhaust manifold and exhaust pipe, Exhaust mufflers & Resonators.

**UNIT V LUBRICATION AND COOLING SYSTEMS 10**

Lubricating systems- Theory, requirements and types, Lubrication - piston rings, crankshaft bearings, camshaft, Cooling systems – Need, Engine heat transfer, liquid and air cooled engines, Oil cooling, Additives and lubricity improvers.

**TOTAL: 45 PERIODS**

**OUTCOME**

- On successful completion of this course the student will be able to understand the need and working various auxiliaries of engine systems.

**REFERENCES:**

1. Ganesan, V, Internal Combustion Engines, Tata McGraw Hill Book Co., Third Edition, 2010.
2. Eric Chowanietz, Automobile Electronics, SAE International, 1995.
3. Heinz Heisler, Advanced Engine Technology, Butterworth Heinmann Publishers, Second Edition, 2002..
4. Duffy Smith, Auto Fuel Systems, Good Heart Wilcox Company Inc., Publishers, 1987.

**OBJECTIVES:**

- To educate the students about pollution formation in engines, and importance of its control.
- To educate the ways and means to protect the environment from various types of engine Pollution.
- To create an awareness on the various environmental pollution aspects and issues.
- To give a comprehensive insight into the pollution in engine and gas turbines.
- To impart knowledge on pollutant formation and control.
- To impart knowledge on various emission instruments and techniques.

**UNIT I AIR POLLUTION - ENGINES AND TURBINES 6**

Atmospheric pollution from Automotive and Stationary engines and gas turbines, Global warming – Green-house effect and effects of engine pollution on environment.

**UNIT II POLLUTANT FORMATION 10**

Formation of oxides of nitrogen, carbon monoxide, hydrocarbon, aldehydes and Smoke, Particulate emission. Effects of Engine Design - operating variables on Emission formation – Noise pollution.

**UNIT III EMISSION MEASUREMENT TECHNIQUES 9**

Non dispersive infrared gas analyzer, gas chromatography, Chemiluminescent analyzer and flame ionization detector, smoke meters, Particulate measurements, Noise measurement and control.

**UNIT IV EMISSION CONTROL TECHNIQUES 12**

Engine Design modifications, fuel modification, evaporative emission control, EGR, air injection, thermal reactors, Water Injection, catalytic converters, Application of microprocessor in emission control. Common rail injection system, Particulate traps, NOx converters, SCR systems. GDI and HCCI concepts

**UNIT V DRIVING CYCLES AND EMISSION STANDARDS 8**

Transient dynamometer, Test cells, Driving cycles for emission measurement, chassis dynamometer, CVS system, National and International emission standards.

**TOTAL: 45 PERIODS****OUTCOME**

- On successful completion of this course the student will be able to understand about the emission formation and its control in engines.

**REFERENCES:**

1. John. B. Heywood, "Internal Combustion engine fundamentals" McGraw – Hill, 1988.
2. B. P. Pundir, "IC Engines Combustion and Emission" Narosa publishing house, 2010.
3. Crouse William, Automotive Emission Control, Gregg Division /McGraw-Hill, 1980
4. Ernest, S., Starkman, Combustion Generated Air Pollutions, Plenum Press, 1980.
5. George Springer and Donald J.Patterson, Engine emissions, Pollutant Formation and Measurement, Plenum press, 1973.
6. Obert, E.F., Internal Combustion Engines and Air Pollution, Intext Educational Publishers, Third Edition, 1973.

**IC7007                      FLOW VISUALISATION TECHNIQUES FOR I.C. ENGINES                      L   T   P   C**  
**3   0   0   3**

**OBJECTIVES:**

- To enhance students' knowledge on flow visualisation techniques applied to ICE engine flow processes
- To understand the significance of flow visualisation techniques in IC engine flow processes.

**UNIT I                      INSTRUMENTATION FOR FLOW VISUALISATION                      9**

Schlieren photography – Laser Velocimetry – Illuminated Particle Visualisation Holography – Particle Image Velocimetry.

**UNIT II                      FLOW VISUALISATION OF INTAKE PROCESS                      9**

Engine optical access, Design of optical engine, Thermal properties of materials used for optical engine, processing of materials – Optical techniques.

**UNIT III                      IN-CYLINDER FLOW                      9**

Visual Experiment of In-cylinder flow by Laser sheet method. Intake flow visualization by light colour layer examination of principle and photographic measurement techniques.

**UNIT IV                      COMBUSTION VISUALISATION                      9**

Endoscopes, Advanced cameras, Fiber Optic Tools, Laser diagnostics of Flames.

**UNIT V                      NUMERICAL FLOW VISUALISATION                      9**

Direct, Geometric and texture based flow visualization, Dense Geometric Flow visualization – Surface flow visualisation.

**TOTAL: 45 PERIODS**

**OUTCOME:**

- On successful completion of this course the student will be able to apply concept of flow visualisation techniques to IC engines.

**REFERENCES:**

1. Ganesan, Internal Combustion Engines, Tata McGraw Hill Book Co., 2008.
2. J.P. Holman, Experimental Methods for Engineers, McGraw – Hill Inc., 2001.
3. Wolfgang Merzkirch, Flow Visualisation, 2nd Edition, Academic Press, 1987.
4. Marshall B. Long, Optical Methods in flow and Particle Diagnosis, Society of Photo Optics, 1989.
5. B.H. Lakshmana Gowda, A Kaleidoscopic view of Fluid Flow Phenomena, Wiley Eastern, 1992.
6. Will Schroeder, Ken Martin and Bill Lorensen, An Object – Oriented Approach to 3D Graphics, 2<sup>nd</sup> Edition, Prentice Hall, 1998..

**IC7008                      FLUID FLOW AND HEAT TRANSFER IN ENGINES                      L   T   P   C**  
**3   0   0   3**

**OBJECTIVES:**

- To enrich the students' knowledge engines fluid flow and heat transfer
- To understand the fluid flow in an IC engine, aspects of heat transfer and cooling of components.

**UNIT I                      INTRODUCTION                      9**

Basics Laws, Newtonian Fluids, Navier–Stokes Equations, Compressible and Incompressible Flows, Stream Functions and velocity Potential, Vorticity Dynamics.

|   |   |           |
|---|---|-----------|
| <b>UNIT II</b>  | <b>LAMINAR AND TURBULENT FLOWS</b>  | <b>9</b>  |
| Ideal - flows and Boundary layers, Flows at Moderate Reynolds Numbers, Characteristics of High - Reynolds Number Flow, Ideal Flows in a plane, Axi-symmetric and Three dimensional Ideal Flows and Boundary Layers, Low Reynolds Numbers Flows. Swirl, Squish and Tumble. |   |           |
| <b>UNIT III</b>   | <b>LUBRICATION, SURFACE TENSION EFFECTS, MICROSCALE EFFECTS</b>                   | <b>5</b>  |
| Lubrication, Surface tension effects, Micro scale effects.  |   |           |
| <b>UNIT IV</b>  | <b>COMPRESSIBLE FLOW</b>  | <b>10</b> |
| One dimensional compressible Gas flow, Isentropic Gas Relations, Compressible flow in Nozzles, Area – velocity Relations, Converging – Diverging Nozzle effects of viscous friction and Heat Transfer– Introduction to Multi-Dimensional flow.                            |   |           |
| <b>UNIT V</b>   | <b>CONVECTIVE HEAT TRANSFER – MASS TRANSFER AND HEAT TRANSFER IN POROUS MEDIA</b> | <b>12</b> |
| Convective Heat Transfer – Parallel Flow (Hagen – Poiseuille Flow), Couette Flow, Sudden acceleration of a Flat Plate, Creeping flow, Mass transfer Diffusion and Convection, combined Heat and Mass Transfer, Heat transfer in Porous Media.                             |   |           |

**TOTAL: 45 PERIODS**

**OUTCOME**

- On successful completion of this course the student will be able to apply the fluid flow and heat transfer concepts in engine system.

**REFERENCES:**

1. Ronald L. Panton, Incompressible flow, 3rd Edition, Wiley, 2005.
2. K. Muralidhar and G. Biswas, Advanced Engg. Fluid Mechanics, Narosa Publishing House, 2005.
3. Frank M. White, Viscous Fluid Flow, 3rd Edition, McGraw Hill, 2011.
4. I.G. Currie, Fundamental Mechanics of fluids, 4th Edition, McGraw Hill 2011.
5. F.P. Incropera and B. Lavine, Fundamentals of Heat and Mass Transfer, 7th Edition, Willey, 2011.
6. Welty, C. Wicks, Fundamentals of Momentum, Heat and Mass Transfer, 4th Edition, Wiley 2009.
7. Warren M Rehsenow and Harry Y Choi, Heat and Mass Momentum Transfer, Prentice Hall, 1980.



|                |  |          |          |          |          |
|----------------|--|----------|----------|----------|----------|
| <b>IC 7009</b> | <b>HOMOGENEOUS CHARGE COMPRESSION IGNITION<br/>COMBUSTION IN ENGINES</b> | <b>L</b> | <b>T</b> | <b>P</b> | <b>C</b> |
|                |  | <b>3</b> | <b>0</b> | <b>0</b> | <b>3</b> |

**OBJECTIVES:**

- This course aims to introduce fundamentals of HCCI and its benefits in IC Engines
- To develop the knowledge on HCCI combustion and its benefits and applications.

|  |  |          |
|--|--|----------|
| <b>UNIT I</b>  | <b>HCCI ENGINE FUNDAMENTALS</b>                    | <b>8</b> |
| Conventional Gasoline Combustion, Effects of EGR, Techniques to HCCI operation in gasoline engines, Conventional Diesel Combustion, Overview of diesel HCCI engines, Techniques – Early Injection, Multiple injections, Narrow angle direct injection (NADI™) concept. |  |          |
| <b>UNIT II</b>   | <b>GASOLINE AND DIESEL HCCI COMBUSTION ENGINES</b> | <b>9</b> |
| Conventional Gasoline Combustion, Effects of EGR, Techniques to HCCI operation in engines, Conventional Diesel Combustion, Overview of diesel HCCI engines, Tec  |  |          |

Attested  
  
**DIRECTOR**  
 Centre For Academic Courses  
 Anna University, Chennai-600 025.

Early Injection, Multiple injections, Narrow angle direct injection (NADI™) concept.

**UNIT III HCCI CONTROL 10**

Control Methods, Combustion timing sensors, HCCI/SI switching, Transition between operating modes (HCCI-SI-HCCI), Fuel effects in HCCI - gasoline, diesel, auto-ignition requirement, combustion phasing, Influence of equivalence ratio, auto-ignition timing, combustion duration, auto-ignition temperature and auto-ignition pressure, Combustion limits, IMEP and indicated efficiency, other approaches to characterising fuel performance in HCCI engines.

**UNIT IV HCCI FUEL REQUIREMENTS & COMBUSTION WITH ALTERNATIVE FUELS 9**

Introduction, Background, Diesel fuel HCCI, HCCI fuel ignition quality, Gasoline HCCI, HCCI fuel Specification, Fundamental fuel factors. Natural gas HCCI engines, CNG HCCI engines, methane/n-butane/air mixtures. DME HCCI engine - chemical reaction model, Combustion completeness, Combustion control system, Method of combining DME and other fuels, 'unmixed-ness' of DME/air mixture

**UNIT V LOW-TEMPERATURE AND PREMIXED COMBUSTION 9**

Basic concept, Characteristics of combustion and exhaust emissions, modulated kinetics (MK) combustion – First and Second generation of MK combustion, Emission, performance improvement.

**TOTAL: 45 PERIODS**

**OUTCOME**

- On successful completion of this course the student will be able to understand the concept of HCCI, its benefits and challenges.

**REFERENCES:**

1. Hua Zhao "HCCI and CAI Engines for automotive industry" Wood Head Publishing in Mechanical Engineering, 2007.
2. B.P. Pundir I.C. Engines Combustion and Emission, 2010, Narosa Publishing House.
3. B.P. Pundir, Engine Combustion and Emission, 2011, Narosa Publishing House.
4. Ganesan, V, Internal Combustion Engines, Tata McGraw Hill Book Co., 2003
5. John B Heywood, "Internal Combustion Engines Fundamentals", McGraw Hill International Edition, 1988.

|               |   |          |          |          |          |
|---------------|---|----------|----------|----------|----------|
| <b>IC7010</b> | <b>MANUFACTURING AND TESTING OF ENGINE COMPONENTS</b> | <b>L</b> | <b>T</b> | <b>P</b> | <b>C</b> |
|               |   | <b>3</b> | <b>0</b> | <b>0</b> | <b>3</b> |

**OBJECTIVES:**

- To provide a comprehensive module on the aspects of materials, manufacture and testing of piston engine assemblies, components and subsystems.
- To equip the learners with necessary domain inputs such that they can pursue research, consultancy, academics or other avocation.

**UNIT I MATERIALS 7**

Selection – types of Materials – Ferrous – Carbon and Low Alloy steels, High Alloy Steels, Cast Irons– Nonferrous – Aluminium, Magnesium, Titanium, Copper and Nickel alloys, composites.

**UNIT II ENGINE COMPONENTS 15**

Cylinder Block, Cylinder Head, Crankcase and Manifolds, Piston Assembly, Connecting Rod, Crankshaft, Camshaft and Valve Train - Production methods – Casting, Forging Metallurgy – Machining – Testing Methodologies.

Attested  
  
**DIRECTOR**  
 Centre For Academic Courses  
 Anna University, Chennai-600 025.

**UNIT III ENGINE AUXILIARIES** **7**  
 Carburettors, fuel injection system components, radiators, fans, coolant pumps, ignition system, intake and exhaust systems, Catalytic converters

**UNIT IV COMPUTER INTEGRATED MANUFACTURING** **7**  
 Integration of CAD, CAM and CIM- Networking, CNC programming for machining of Engine Components.

**UNIT V QUALITY ASSURANCE AND TESTING** **9**  
 TS 16949, ISO and BIS codes for testing. Instrumentation, computer aided engine testing, metrology for manufacture of engine components, engine tribological aspects.

**TOTAL: 45 PERIODS**

**OUTCOME**

- A course work, of this kind would have equipped a graduate student with the requisite skills needed for a practicing engineer.

**REFERENCES:**

1. Richard D. Atkins, An Introduction to Engine Testing and Development, SAE International, USA, 2009.
2. Bosch Automotive Handbook, (8th Edition), Robert Bosch GmbH, Germany, 2011.
3. H.N. Gupta, Fundamentals of Internal Combustion Engines, PHI Learning Private Ltd., 2010.
4. James D. Halderman and Chase D. Mitchell Jr. , Automotive Engines: Theory and Servicing, Pearson Education Inc., 2005..

|                |                              |          |          |          |          |
|----------------|------------------------------|----------|----------|----------|----------|
| <b>IC 7011</b> | <b>MARINE DIESEL ENGINES</b> | <b>L</b> | <b>T</b> | <b>P</b> | <b>C</b> |
|                |                              | <b>3</b> | <b>0</b> | <b>0</b> | <b>3</b> |

**OBJECTIVES:**

- To provide a first-hand knowledge about the marine diesel and allied engine systems.
- To give a broad outline about marine diesel and allied piston engine systems

**UNIT I ENGINE RUDIMENTS** **10**  
 Engine Operation; Operating Cycles; Performance factors; Supercharging and Scavenging Systems for two stroke and four stroke cycle engines, Submarine Engine Systems, Fuels and Lubricants, Engine Pollution and their Controls.

**UNIT II MECHANICS** **10**  
 Dynamics of crank gear, Engine Vibration, Design, Engine Systems, Speed governors and Accessory equipment's.

**UNIT III INSTRUMENTATION AND CONTROL** **10**  
 Automatic instruments and remote control of marine engines, Testing - Standard codes - Rating.

**UNIT IV AUXILIARY SYSTEMS** **10**  
 Starting and reversing gears, Fuel systems, cooling and Lubrication systems.

**UNIT V TYPICAL MODERN MARINE PROPULSION ENGINE SYSTEMS** **5**  
 Starting and reversing gears, Fuel systems, cooling and Lubrication systems.

**TOTAL: 45 PERIODS**

**OUTCOME**

- On successful completion of this course the student will be able to unde Marine engine systems.

**REFERENCES:**

1. John Lamb, The Running and Maintenance of the Marine Diesel Engine, Charles Griffin and Company Ltd., U.K., (Sixth Edition), 1976.
2. N. Petrovsky, Marine Internal Combustion Engines, Translation from Russian by Horace E Isakson, MIR Publishers, Moscow,1974
3. George H.Clark, Industrial and Marine Fuels Reference Book, Butterworth and Company(Publishers) Ltd., U.K., 1998.
4. Doug Woodyard (Editor), Pounder's Marine Diesel Engines, Butterworth-Heinemann, UK (Seventh Edition), 1998.
5. Akber Ayub, Marine Diesel Engines, Ane Books Pvt. Ltd., New Delhi, 2010..

|                |  |          |          |          |          |
|----------------|--|----------|----------|----------|----------|
| <b>IC 7012</b> | <b>SIMULATION OF I.C. ENGINE PROCESSES</b> | <b>L</b> | <b>T</b> | <b>P</b> | <b>C</b> |
|                |  | <b>3</b> | <b>0</b> | <b>0</b> | <b>3</b> |

**OBJECTIVES:**

- To impart knowledge on simulation of various engine processes used in prime movers and power plants.
- To learn the simulation of engine combustion based on first and second law of thermodynamics.

**UNIT I SIMULATION PRINCIPLES 9**

First and second laws of thermodynamics – Estimation of properties of gas mixtures - Structure of engine models – Open and closed cycle models - Cycle studies. Chemical Reactions, First law application to combustion, Heat of combustion – Adiabatic flame temperature. Hess Law- Lechatlier principle. Heat transfer in engines – Heat transfer models for engines. Simulation models for I.C. Engines. (Ideal and actual cycle simulation) Chemical Equilibrium and calculation of equilibrium composition.

**UNIT II SIMULATION OF COMBUSTION IN SI ENGINES 9**

Combustion in SI engines, Flame propagation and velocity, Single zone models – Multi zone models – Mass burning rate, Turbulence models – One dimensional models – Chemical kinetics modeling – Multidimensional models, Flow chart preparation.

**UNIT III SIMULATION OF COMBUSTION IN CI ENGINES 9**

Combustion in CI engines Single zone models – Premixed-Diffusive models – Wiebe' model – Whitehouse way model, Two zone models - Multizone models- Meguerdichian and Watson's model, Hiroyasu's model, Lyn's model – Introduction to Multidimensional and spray modeling, Flow chart preparation.

**UNIT IV SIMULATION OF TWO STROKE ENGINES 9**

Thermodynamics of the gas exchange process - Flows in engine manifolds – One dimensional and multidimensional models, Flow around valves and through ports Models for scavenging in two stroke engines – Isothermal and non-isothermal models, Heat Transfer and Friction.

**UNIT V SIMULATION OF GAS TURBINE COMBUSTORS 9**

Gas Turbine Power plants – Flame stability, Combustion models for Steady Flow Simulation – Emission models. Flow chart preparation.

**TOTAL: 45 PERIODS**

**OUTCOME**

- On successful completion of this course the student will be able to simulate the different engine processes.





## OUTCOME

- On successful completion of this course the student will be able to match turbochargers with engines and design two stroke cycle engines.

## REFERENCES:

1. Schweitzer, P.H., Scavenging of Two Stroke Cycle Diesel Engine, MacMillan Co., 1949.
2. John B. Heywood, Two Stroke Cycle Engine, SAE Publications, 1999.
3. G P Blair, Two stroke Cycle Engines Design and Simulation, SAE Publications, 1997.
4. Heinz Heisler, Advanced Engine Technology, Butterworth Heinmann Publishers, 2002.
5. Obert, E.F., Internal Combustion Engines and Air Pollution, Intext Educational Publishers, 1980. Richard Stone, Internal Combustion Engines, SAE, 2012.
6. Watson, N. and Janota, M.S., Turbocharging the I.C. Engine, MacMillan Co., 1982.

|               |                                     |          |          |          |          |
|---------------|-------------------------------------|----------|----------|----------|----------|
| <b>IC7071</b> | <b>COMPUTATIONAL FLUID DYNAMICS</b> | <b>L</b> | <b>T</b> | <b>P</b> | <b>C</b> |
|               |                                     | <b>3</b> | <b>0</b> | <b>0</b> | <b>3</b> |

## OBJECTIVES:

- This course aims to introduce numerical modeling and its role in the field of heat, fluid flow and combustion it will enable the students to understand the various discretisation methods and solving methodologies and to create confidence to solve complex problems in the field of heat transfer and fluid dynamics.
- To develop finite volume discretised forms of the CFD equations.
- To formulate explicit & implicit algorithms for solving the Euler Equations & Navier-stokes Equations.

## **UNIT I GOVERNING DIFFERENTIAL EQUATIONS AND DISCRETISATION TECHNIQUES 8**

Basics of Heat Transfer, Fluid flow – Mathematical description of fluid flow and heat transfer – Conservation of mass, momentum, energy and chemical species - Classification of partial differential equations – Initial and Boundary Conditions – Discretisation techniques using finite difference methods – Taylor’s Series - Uniform and non-uniform Grids, Numerical Errors, Grid Independence Test.

## **UNIT II DIFFUSION PROCESSES: FINITE VOLUME METHOD 10**

Steady one-dimensional diffusion, Two and three dimensional steady state diffusion problems, Discretisation of unsteady diffusion problems – Explicit, Implicit and Crank-Nicholson’s schemes, Stability of schemes.

## **UNIT III CONVECTION – DIFFUSION PROCESSES: FINITE VOLUME METHOD 9**

One dimensional convection – diffusion problem, Central difference scheme, upwind scheme – Hybrid and power law discretization techniques – QUICK scheme.

## **UNIT IV FLOW PROCESSES : FINITE VOLUME METHOD 8**

Discretisation of incompressible flow equations – Pressure based algorithms, SIMPLE, SIMPLER & PISO algorithms

## **UNIT V MODELLING OF COMBUSTION AND TURBULENCE 10**

Mechanisms of combustion and Chemical Kinetics, Overall reactions and intermediate reactions, Reaction rate, Governing equations for combusting flows. Simple Chemical Reacting System (SCRS), Turbulence - Algebraic Models, One equation model,  $k - \epsilon$  &  $k - \omega$  models - Standard and High and Low Reynolds number models.

**TOTAL: 45 PERIODS**

**OUTCOME:**

- On successful completion of this course the student will be able to apply concept of CFD to analyse the fluid flow and heat transfer in thermal systems.

**REFERENCES:**

1. Versteeg and Malalasekera, N, "An Introduction to computational Fluid Dynamics The Finite Volume Method," Pearson Education, Ltd., Second Edition, 2014.
2. Ghoshdastidar, P.S., "Computer Simulation of Flow and Heat Transfer", Tata McGraw-Hill Publishing Company Limited, New Delhi, 1998.
3. Muralidhar, K., and Sundararajan, T., "Computational Fluid Flow and Heat Transfer", Narosa Publishing House, New Delhi, 2003.
4. Subas and V.Patankar "Numerical heat transfer fluid flow", Hemisphere Publishing Corporation, 1980.
5. JiyuanTu, Guan HengYeoh, Chaogun Liu, "Computational Fluid Dynamics A Practical Approach" Butterworth – Heinemann An Imprint of Elsevier, Madison, U.S.A., 2008
6. John D. Anderson . JR. "Computational Fluid Dynamics The Basics with Applications" McGraw-Hill International Editions, 1995.

